

Scaled data based on original data using
LM-79-08 Approved Method: Electrical and Photometric Measurements of Solid-
State Lighting Products

Test Report Prepared for
Cooper Lighting Solutions
(formerly Eaton)

Brand: McGRAW-EDISON

Report Number: P946199

Luminaire Tested: **GALN-SB1D-935-U-RW**

Issue Date: 1/21/2025

Test Information

Test Method: LM-79-08
Report Number: P946199
TEST IS SCALED FROM IESNA LM-79-08 TEST DATA (G2-2411-289-19)
Test Lab: INNOVATION CENTER
Issue Date: 1/21/2025
Manufacturer: COOPER LIGHTING SOLUTIONS (FORMERLY EATON)
Product Line: McGRAW-EDISON
Catalog Number: GALN-SB1D-935-U-RW
Description: GALLEON AREA AND ROADWAY HIGH DENSITY LED LUMINAIRE
(1) 90 CRI, 3500K, 900mA LIGHTSQUARE WITH 26 LEDS AND RECTANGULAR WIDE OPTICS
Light Source: -
Ballast/Driver: -

Summary

Lumens per Lamp: N/A
Luminaire Lumens: 7292 lumens
Efficiency: N/A
Efficacy: 91.6 lumens/watt
Luminous Opening: Rectangular (W 0.5' x L: 0.5' x H: 0')
IES Classification: Type III - Medium
BUG Rating: B3 - U0 - G3

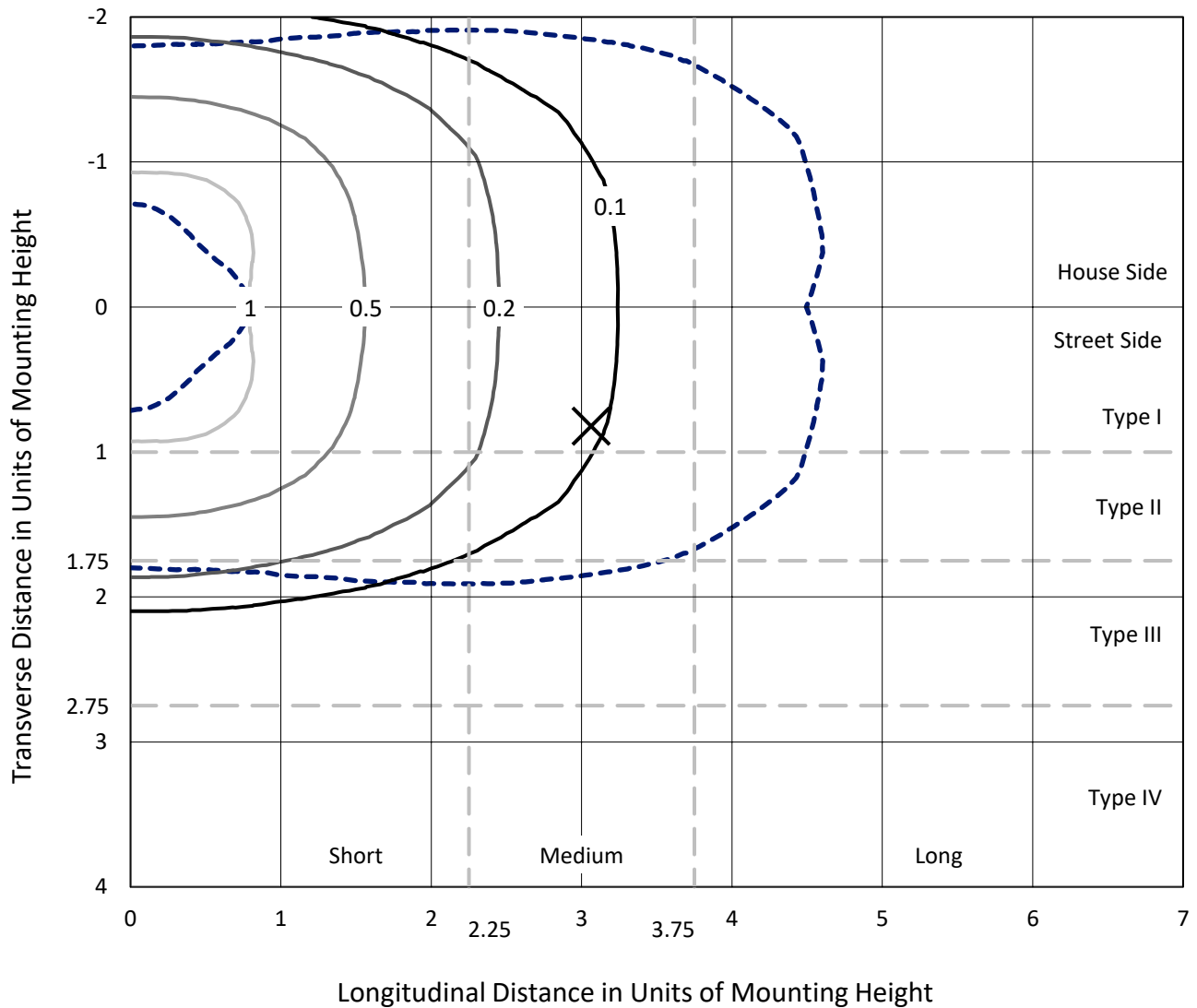
Input Watts (W): 79.6
Input Voltage (V): NR
Input Current (Ain): NR
Voltage Rise (V): NR
Power Factor: NR
Total Harmonic Distortion (THDi): NR
Frequency (hertz): 60
Stabilization Time: NR
Operation Time: NR
Ambient Temperature (°C): NR
Test Distance: 24 FT



REPORT NUMBER: P946199
 CATALOG NUMBER: GALN-SB1D-935-U-RW

Iso-Footcandle Lines of Horizontal Illumination

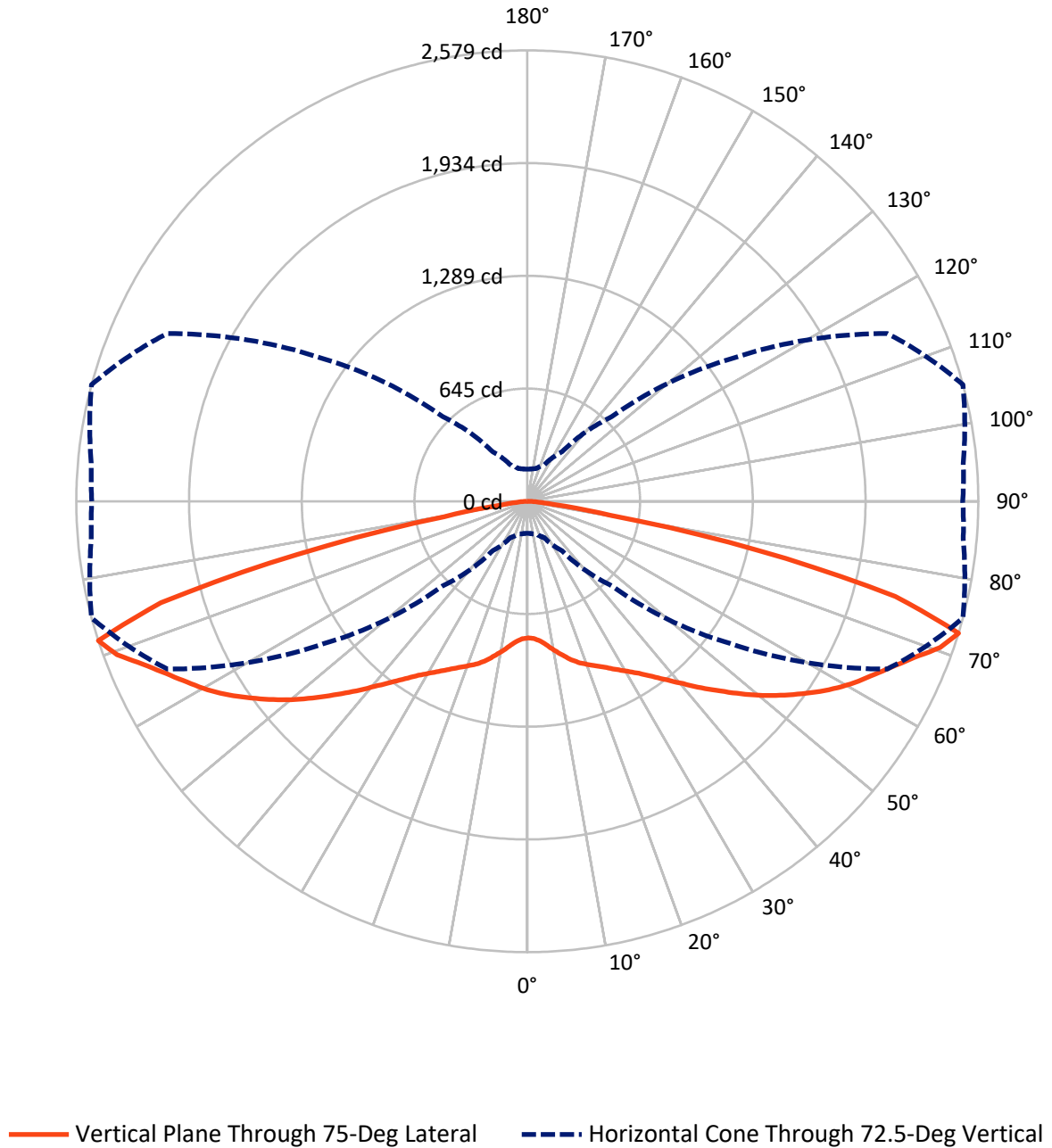
✕ Max cd
 - - - 1/2 Max cd



Based on 25 foot mounting height. Maximum calculated value = 1.4 fc
 Type III - Medium - N/A

REPORT NUMBER: P946199
CATALOG NUMBER: GALN-SB1D-935-U-RW

Luminous Intensity Polar Plot



REPORT NUMBER: P946199
 CATALOG NUMBER: GALN-SB1D-935-U-RW

FLUX DISTRIBUTION:

		Downward	Upward	Total
House Side	Lumens	3646.0	0.0	3646.0
	% Fixture	50.0	0.0	50.0
Street Side	Lumens	3646.0	0.0	3646.0
	% Fixture	50.0	0.0	50.0
Total	Lumens	7292.0	0.0	7292.0
	% Fixture	100.0	0.0	100.0

ZONAL LUMENS:

Zone	Lumens	% Fixture
0°-10°	76.5	1.0
10°-20°	252.4	3.5
20°-30°	487.6	6.7
30°-40°	823.4	11.3
40°-50°	1305.8	17.9
50°-60°	1748.4	24.0
60°-70°	1663.9	22.8
70°-80°	868.2	11.9
80°-90°	65.7	0.9
90°-100°	0.0	0.0
100°-110°	0.0	0.0
110°-120°	0.0	0.0
120°-130°	0.0	0.0
130°-140°	0.0	0.0
140°-150°	0.0	0.0
150°-160°	0.0	0.0
160°-170°	0.0	0.0
170°-180°	0.0	0.0
0°-90°	7292.0	100.0
0°-180°	7292.0	100.0

Coefficient of Utilization



REPORT NUMBER: P946199

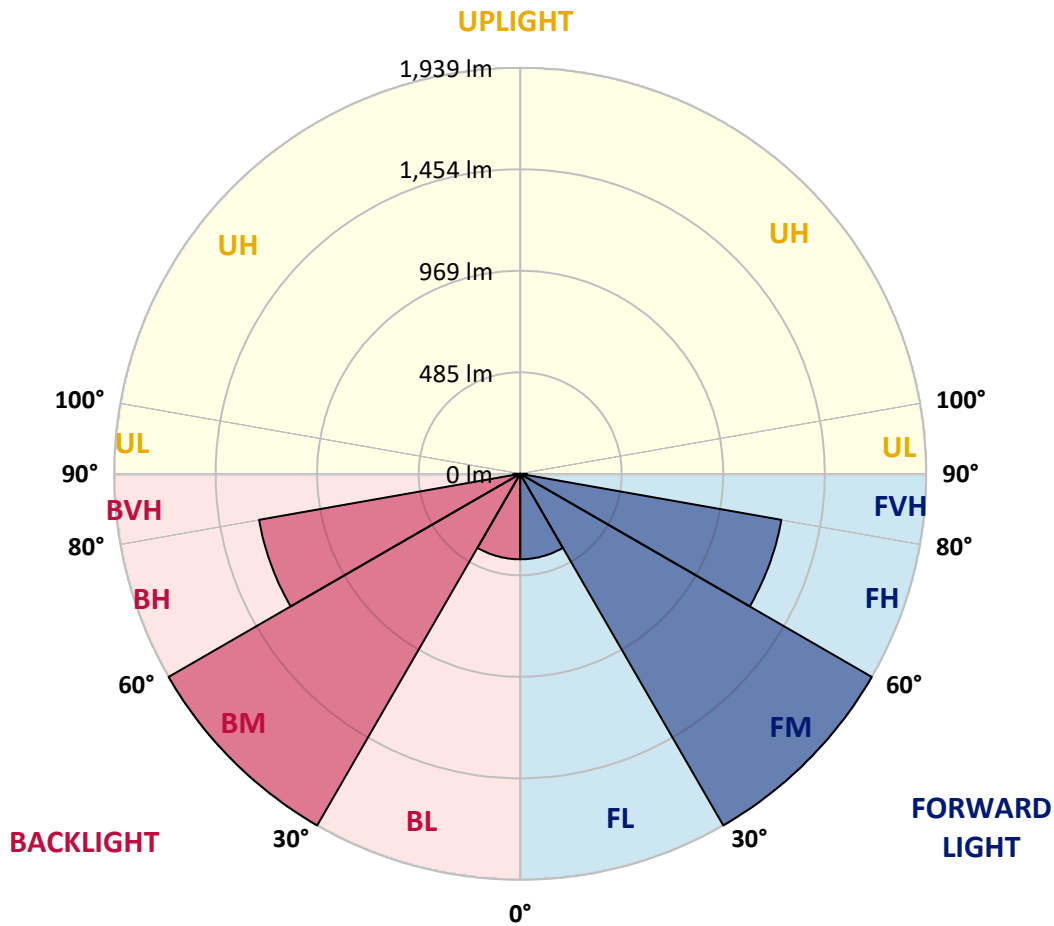
CATALOG NUMBER: GALN-SB1D-935-U-RW

LUMINAIRE CLASSIFICATION SYSTEM LUMEN TABLE AND BUG RATING:

Zone	Lumens	% Fixture	Zone Rating/Lumen Limit		
			B	U	G
FL (0°-30°)	408.3	5.6			
FM (30°-60°)	1938.8	26.6			
FH (60°-80°)	1266.1	17.4			G1/1800
FVH (80°-90°)	32.9	0.5			G1/100
BL (0°-30°)	408.3	5.6	B1/500		
BM (30°-60°)	1938.8	26.6	B2/2500		
BH (60°-80°)	1266.1	17.4	B3/2500		G3/2500
BVH (80°-90°)	32.9	0.5			G1/100
UL (90°-100°)	0.0	0.0		U0/0	
UH (100°-180°)	0.0	0.0		U0/0	

BUG Rating: B3-U0-G3

Type III Medium



REPORT NUMBER: P946199
 CATALOG NUMBER: GALN-SB1D-935-U-RW

CANDELA DISTRIBUTION (FULL):

	0°	5°	15°	25°	35°	45°	55°	65°	75°	85°
0°	781.1	781.1	781.1	781.1	781.1	781.1	781.1	781.1	781.1	781.1
2.5°	781.1	780.4	781.1	781.8	781.5	781.5	783.3	784.5	786.7	786.3
5°	775.9	775.5	778.5	781.8	784.5	788.9	794.5	798.6	803.8	804.9
7.5°	773.3	772.2	777.4	783.3	791.5	802.7	813.5	824.7	833.6	836.6
10°	775.1	775.5	782.6	793.8	806.8	822.4	837.7	856.7	869.3	872.3
12.5°	783.7	783.0	794.9	812.7	830.6	850.4	868.2	889.1	902.8	909.9
15°	799.3	797.9	814.6	841.0	867.1	890.2	904.7	924.4	940.5	949.4
17.5°	818.0	818.7	840.7	874.9	909.2	935.2	949.0	959.1	971.4	979.2
20°	850.7	852.2	876.8	917.4	956.5	986.2	997.4	993.7	997.0	1003.0
22.5°	894.7	895.4	923.0	966.9	1007.8	1040.6	1048.0	1032.8	1023.5	1027.6
25°	945.7	950.5	978.1	1023.1	1065.2	1096.4	1099.8	1076.7	1053.6	1054.8
27.5°	1007.8	1012.3	1040.2	1084.9	1127.7	1154.9	1154.5	1123.6	1089.7	1081.2
30°	1075.2	1080.1	1108.7	1154.9	1194.7	1218.6	1213.4	1176.5	1128.1	1112.1
32.5°	1155.3	1158.3	1187.3	1233.5	1270.3	1289.3	1278.5	1233.1	1172.8	1154.5
35°	1252.1	1256.5	1278.1	1321.7	1354.1	1369.7	1351.5	1297.9	1230.1	1209.6
37.5°	1362.6	1359.7	1384.2	1423.0	1449.8	1459.5	1434.5	1370.8	1295.6	1271.4
40°	1478.1	1476.6	1503.4	1540.6	1555.1	1561.1	1524.2	1454.6	1371.2	1345.2
42.5°	1582.7	1581.6	1617.7	1659.0	1676.5	1669.8	1623.3	1543.6	1458.7	1428.9
45°	1666.5	1665.0	1709.3	1767.3	1801.6	1790.4	1727.9	1641.9	1547.3	1516.4
47.5°	1730.9	1731.6	1779.3	1851.1	1911.1	1915.2	1834.7	1742.0	1644.9	1609.9
50°	1777.4	1779.6	1830.6	1910.3	1992.2	2028.3	1943.8	1844.8	1745.8	1706.3
52.5°	1788.9	1793.0	1854.5	1947.9	2044.3	2113.2	2054.8	1943.5	1841.4	1803.8
55°	1727.5	1735.7	1813.5	1944.9	2076.4	2169.1	2152.3	2043.6	1937.9	1899.1
57.5°	1586.4	1597.9	1688.8	1860.4	2069.3	2207.4	2227.9	2139.7	2034.3	1997.1
60°	1388.7	1402.5	1489.6	1676.9	1969.5	2221.6	2281.1	2233.1	2122.9	2086.8
62.5°	1090.5	1108.4	1212.6	1432.3	1758.8	2155.7	2326.6	2317.6	2202.6	2157.5
65°	699.6	718.6	828.4	1087.9	1477.7	1953.9	2340.7	2399.9	2286.7	2223.8
67.5°	421.8	430.4	484.7	659.4	1080.1	1649.7	2220.8	2491.1	2385.0	2306.8
70°	269.9	274.8	307.2	387.2	610.6	1203.7	1923.7	2508.2	2504.1	2392.1
72.5°	183.2	184.7	193.2	229.3	345.5	683.9	1418.9	2270.7	2578.6	2501.9
75°	134.0	142.2	156.0	162.3	196.2	341.8	813.1	1595.3	2173.2	2206.7
77.5°	99.8	100.2	119.1	126.6	140.0	182.1	344.0	890.6	1349.2	1416.6
80°	84.5	80.0	79.7	102.0	105.4	113.6	153.8	307.5	483.3	293.0
82.5°	70.4	65.5	59.2	79.7	71.9	69.6	66.6	125.1	153.8	75.6
85°	49.1	46.9	44.7	52.1	41.0	35.0	32.0	58.5	64.8	32.0
87.5°	21.2	22.0	22.3	23.1	17.1	12.3	12.3	16.4	16.4	12.7
90°	0.0	0.0	0.0	0.0	0.0	0.0	0.0	0.0	0.0	0.0

(END C

90°
781.1
785.9
804.9
837.3
875.3
912.9
952.7
982.9
1007.5
1030.6
1056.6
1083.8
1113.9
1159.0
1212.6
1275.9
1353.7
1436.4
1523.5
1620.3
1718.2
1813.5
1909.9
2005.6
2094.6
2162.7
2231.6
2312.8
2391.3
2490.0
2125.5
1263.6
221.5
64.4
28.3
9.3
0.0

OF REPORT)